
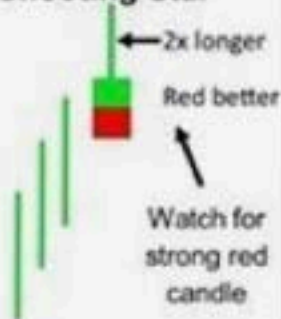


The Doji**Bullish Engulfing**

Opens lower
and closes higher

Bearish Engulfing

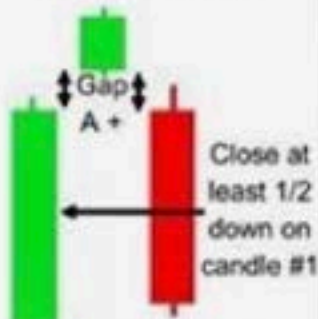
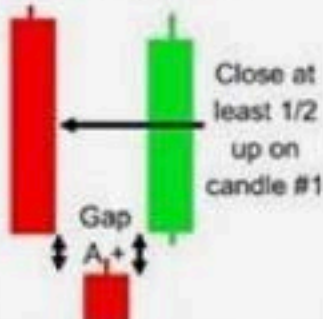
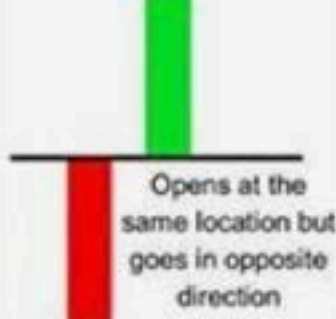
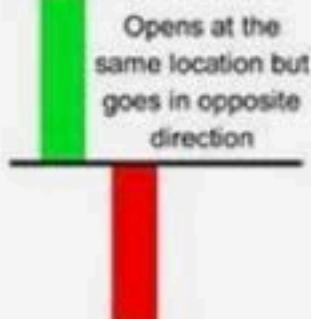
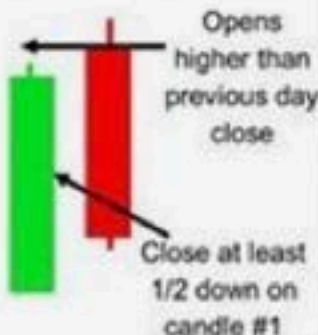
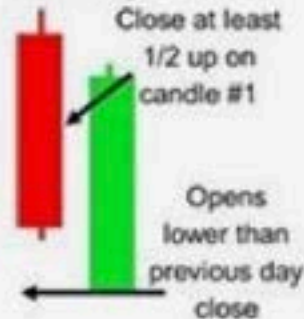
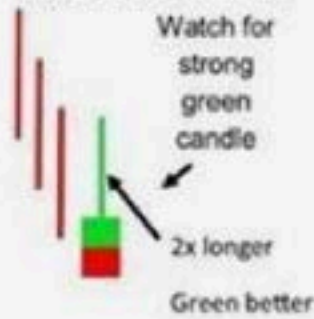
Opens higher
and closes lower

Hammer**Shooting Star****Bullish Harami**

Opens and closes within the
length of the 1st candle

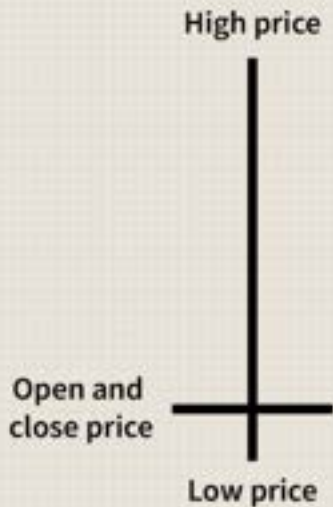
Bearish Harami

Opens and closes within the
length of the 1st candle


Hanging Man**Evening Star****Morning Star****Bullish Kicker****Bearish Kicker****Dark Cloud Cover****Piercing Pattern****Inverted Hammer**

All of these signals are best after a long and strong trend. Utilizing a Stochastic indicator will increase results. In most cases a strong candle in the opposite direction of the trend after the signal candles is preferable to verify the reversal.

Gravestone Doji



Long legged Doji



Dragonfly Doji

